



# 5002RK & 2002DRAK Splitters

2-Way "Raceway" & "Wall Plate" splitters



The 2002DRAK is a 1GHz "DigiTap" 2-way splitter designed for use in wall plates. It has an extra long output port that can accommodate a 3/8" washer and nut. The 5002RK is a 1GHz "Raceway" splitter designed for risers or where space is limited.

## Features:

- Bandwidth 5MHz to 1GHz
- RFI Shielding >-120dB
- Micro-strip designed PCB for consistency of specifications and superior total bandwidth characteristics
- Premium ferrites, resistors and capacitors
- Laminated ID label that will not fade
- Zinc housing that is chromated and plated for maximum corrosion resistance
- Precision machined "F" ports
- Each unit is individually packaged
- Modified 360 degree contacts that offer excellent contact between coax and F61 also has an excellent wiping action
- Concave solder back design assures 100% sealing of back plate to the housing and prevents pinholes
- Excellent insertion loss, isolation (port/port) & return loss (input/output)
- 100% Quality control at our factory
- CE approved

**RMS Communications Inc**

11516 Downs Road, Pineville, North Carolina. 28134 USA  
Email: sales@rmscommunications.net - Phone (704) 588-4008

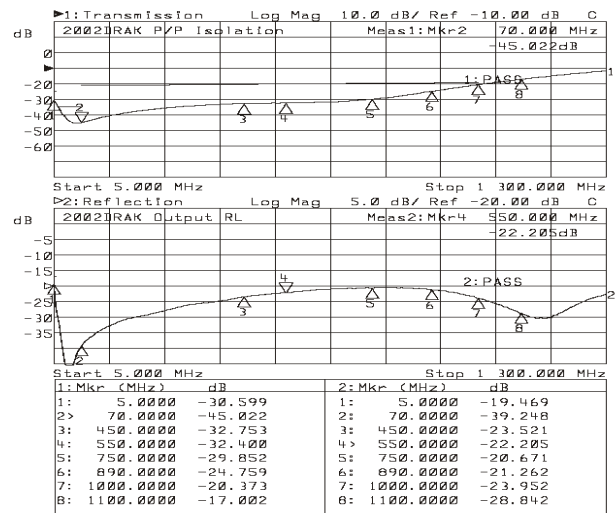
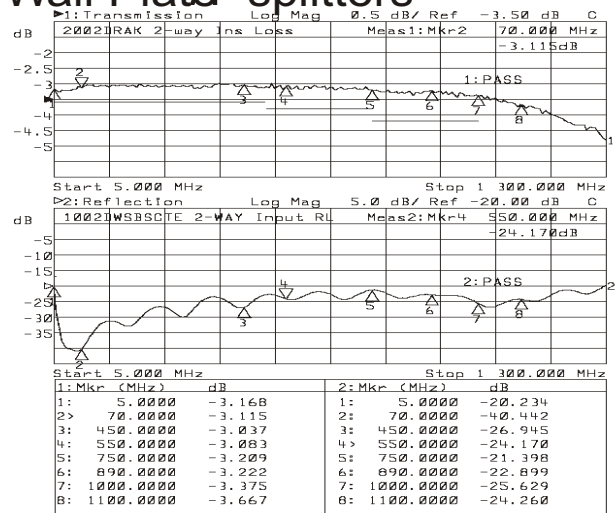


# 5002RK & 2002DRAK Splitters

2-Way "Raceway" & "Wall Plate" Splitters

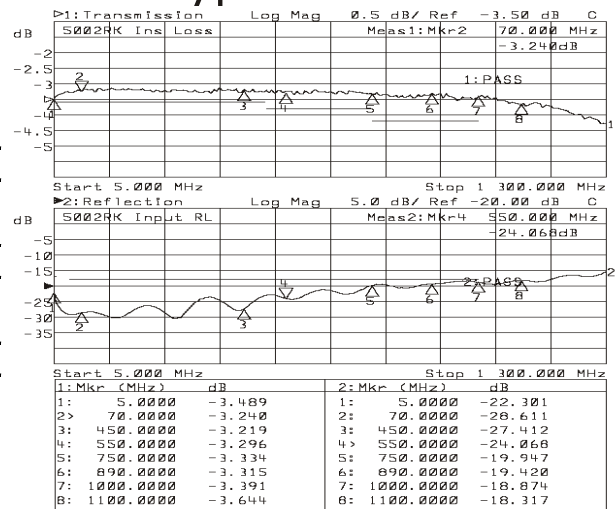
Specifications 2002DRAK		QA Spec	Typical
Parameter	Freq (MHz)	-dB	-dB
Insertion Loss (Max dB)	5-10	3.8	3.5
	10-50	3.7	3.5
	50-450	3.6	3.4
	450-750	3.8	3.7
Isolation (Min dB)	5-10	22	24
	10-50	30	32
	50-450	22	24
Return Loss (Min dB)	5-10	16	20
	10-50	20	22
	50-450	20	22
	450-750	20	22
Return Loss (Min dB)	5-10	17	18
	10-50	20	22
	50-450	20	22
	450-750	18	20
Harmonics (1) 2nd Higher order beats (2)	40 -1GHz	-110dBc	-115dBc
	40 -1GHz	-105dBc	-110dBc
RFI (Min)	5 - 1000MHz	-120	-120
Surge Protection	-----	1KV (100KHz ring wave)	
Temp Range	-----	-10C to +70C	
Impedance	-----	75 Ohm	

- (1) One 60dBmv signal in the return path
- (2) Two 60dBmv signal in the return path



## Typical Plots

Specifications 5002RK		QA Spec	Typical
Parameter	Freq (MHz)	-dB	-dB
Insertion Loss (Max dB)	5-10	3.5	3.3
	10-750	3.8	3.5
	750-1GHz	4	3.8
Isolation (Min dB)	5-10	20	22
	10-750	25	26
	750-1GHz	22	24
Return Loss (Min dB)	5-10	18	18
	10-750	20	21
Return Loss (Min dB)	5-10	16	18
	750-1GHz	16	18



RMS Communications Inc

11516 Downs Road, Pineville, North Carolina. 28134 USA

Email: sales@rmscommunications.net - Phone (704) 588-4008